



Puma Press

-Issue Number Three-

-Newspaper Staff-

Leah Krason, Meara McClusky, Nicky DiNino, Jack McLaughlin, Teddy McLaughlin, Otto McLaughlin, Sarah Knowles, Daisy Ober, Kendall Larson, Mairin Burgess



Mr. Lowy's Pumatime

By Kendall Larson

For seventh and eighth graders, Monday and Tuesday mornings mean Puma Time. Puma Time is a small class after advisory where a variety of activities are offered. One of the classes is in band teacher Mr. Lowy's, room. In this Puma Time, the students study band theory. In band theory, we learn about why we instrument players read the music we read. You do not have to be in band to be in this class. In the class we learn about treble and bass clef, enharmonics, and tetrads. Sometimes, we play this game called Kahoot. Kahoot is this game we can play on our chrome-books that the whole class can play together. A question about something we are learning about is put on the smart board, and four answers are offered on the board. On our chrome-books, the four answers are also displayed, where we can choose the correct answer. The quicker you put down your answer and if you get the answer correct determines how many points you get. Kahoot keeps track of how many points everyone gets, and at all times you know what place you are in. This game really helps learn the different notes, and it's really fun and gets competitive. By the end of the quarter, students should have a better understanding about written music, and why it's written that way.



2017 SMS Girls Basketball Team

By Mairin Burgess

The girls basketball team, boy what a party it is when we are all together! We are gonna have an epic season. Eleven girls, one coach, one ball... gosh, golly. Katie Carey, Meara McClusky, Molly Tyle, Mairin Burgess, Cami Hendrixson, Morgan Bemont, Callie Boisvert, Hannah Goen, Kryslin Sterns, Bailey Levesque and Kendall Larson all made the cut for the white team. Our coach is Mark Bemont. The season is about to start, and our first game is on Wednesday, November 15th, at Milford Middle School. Even though it's only a scrimmage, it is the first time on the court as a team. I think it will be a hot mess, because we've only had one practice as a whole team. We have barely any plays, and it's going to be a test of how well we can play with our previous knowledge of the sport.

I am coming back to give you an update, after finishing the game, and there is good news! We won 48-30! Everyone had a great game, and we really showed them who's the boss. We stayed in the lead the whole game, and we kept the game to our speed. We played as a team, and even though the other team wasn't that good, it's hope for the rest of the season. Our first league game was on Monday, November 27th, in our very own gym, against Bow Middle School. We've had a lot more practices, and we have more experience as a team. Over Thanksgiving, we have had almost a whole week of practice, showing commitment by all the girls. Almost everyone showed up for every practice on their own time. It will really show on the court. This puts a good spirit in the team and gives us hope for the season to come.

3D printing with the 5th Graders

By Sarah Knowles

Last quarter a fifth grade special was with Mrs. Brezovec. One of the things that she and the eighth grade peer mentors did with them was 3D printing in Tinkercad. They created an account, then learned how to create a 3D object. Once a work plane was opened, they had to convert the grid into inches. Next, they were given an option of creating a box or a key chain. If they chose a box, they learned how to size it, put a hole in it, and some put text on it. A key chain taught, shape choosing, text, and how to create a hole for the chain to go in. Once finished, students shared their creation via a link with Mrs. Brezovec. If they had more time they could create another item. The items were printed on the 3D printer. To print, you need the application called Flash Print. This is how it goes. You open the object in Tinkercad and export it as

an .stl. Then in Flash Print, you click load and select your .stl out of downloads. Then, on the side, select move, then click center. After that, click supports if needed. After that, you can click print. Make sure it is connected to your printer via wifi or USB. Also, before you print, make sure the surface that the object is being printed on is covered with blue painter's tape. The building time is dependent on how big the design was created. After it is finished, remove the tray and GENTLY take the creation off with a spatula. After that, if needed, change the painter's tape that is on the tray. The fifth graders' objects, as you may hear over the announcements, are being printed, and they get called down to collect them and have their pictures taken. The printing of a 3D object is a lot of fun once you get a hang of it, so I hope you get to give it a try.



Revolutionary Play

By Ted McLaughlin

The sixth grade went on a school field trip a few weeks ago. It was pretty fun, and I sat next to my friend Zach on the bus. Zach brought a 15 piece puzzle, which we figured out a couple of times; then it got boring and we started playing the ABC game with a kid sitting across from us, whose name is Brody. We did types of drinks first, and then we did foods, which was actually a bit harder than drinks which was kind of strange. The ride was to the Capital Center in Concord, NH, so it was about 50 minutes long; it felt like an hour and thirty minutes. When we finally got there everyone realized it was snowing and everyone was super cold. I was in khaki shorts and a sweatshirt, but I wasn't cold. It was a light sweatshirt, too. When we got in the theatre we had to wait for the other schools to come before we could come into the theater. When we got in there you had to sit by advisory. I was at the front of the line so I had to sit at the end of the row, which was fine, as I had a lot more legroom than everyone else. But all the teachers and people who worked there were in the hallway right next to my seat, so if I looked just a little tired they would give me a talk. Good play, it was about the revolutionary war; it wasn't that exciting--it was about the things we learn about last year--but it was pretty funny and creative. They were only allowed to stay on this table like podium type thing, which was pretty cool. I just wish it was about a different topic, like something we learned this year or some random play even. But that didn't happen which is alright. It was overall a pretty good play. On the way back we ate lunch. We continued to play the ABC game which was fun. We did animals, which wasn't that hard. Then we played this game where you would have to say a place, and whatever letter that place ends with say Boston, then I would have to say a place beginning with N, like Nashville or Nepal. But once we got back we were a little late to gym, which was ok. That is the ending of today's field trip.



Edgar Allan Poe's life in a Nutshell

By Sarah Knowles

Edgar Allan Poe is an author. He wrote many stories in his lifetime, and they were all quite scary. His stories reflected his childhood. As a kid, he experienced a lot of death, people dying around him. He moved in with a foster family, and then when he was sent off to college by a foster father that didn't care for him, he dropped out and joined the army. After that Poe got married and wrote stories. His wife died, and he had many other loves throughout his life. Poe was extremely poor during his adult life. We do not know how he died, but he lives through his stories.



Posters in Language Arts

By Ted McLaughlin

In LA before Thanksgiving Break, we did these posters on a play about your perspective of a story, for either the humans or spider horses. I did the perspective of the spider horses. I did that poster because it seemed more interesting than the humans' perspective. I made up names for the body parts--for example, I called arms are pretty much the same thing as saying arms in a Boston accent: aims. The legs are called legras, and so on. It was a fun poster to make, and I put in little jokes inside the poster. Mrs. Koban gave us about two weeks to do the project, it took me less than a week, but some took a bit longer. I'm pretty sure everyone finished. I drew my "guy" with a McDonalds shirt, some type of shoe, a beard, and I think a hat. The shirt said, "I love Mickey D's," with the rest of the shirt being blue. But that was the general idea of my poster. After everyone finished we watched about four mini movies that were really good. The general idea about them was to learn about the protagonist and antagonist. It was the last block before vacation, so it was a good way to end the week. Right now they are being graded. I don't know when we are getting them back, but that is what we did on our posters in language arts.

SMS Assembly

By Leah Krason

We are getting close to holiday break, and everyone is getting excited. Recently South Meadow School had a week of kindness, and we did many things to celebrate that. To show how many random acts of kindness people got, we traced our hands on pieces of fun colored paper, and wrote an act of kindness for each finger! Our school reached three thousand acts of kindness, and SMS was very happy about it. To celebrate we brought some guests to our school who are doing their very own giant acts of kindness. We all came into the gym, and there was a setup in one half of it, so two grades sat on the floor. Soon the members of the band Recycled Percussion were brought in front of the school. Their leader, Justin, told us about his childhood and life story, how he became who he is. He mentioned growing up with a hard childhood; he was very poor and did not have a good parental figure. Justin said that as a very young child he was very into drums and was always drumming on something, and he has kept that passion throughout his life. His band originated in a high school talent show, which he did not win. Their act is taking things like trash cans, and other non-traditional items and drumming on them in a different fun way. He and his band started performing at elementary and middle school for things like free lunch, until once he was offered money! By this time Recycled Percussion had found their name, and people began to talk about them. They were offered an audition for the extremely famous show America's Got Talent. They were one of tons of acts trying out, and they made it to the real show and continued through the whole show, finishing in 3rd place. The band now has a show in Las Vegas, where they do their act in front of a giant crowd. When Justin came to SMS, it was the day before he and his band would partake in a world record breaking journey. Their plan is to perform in all fifty states in only twelve days. The previous record was fifty days, meaning the previous people only visited one state per day, and Recycled Percussion is taking the idea to the next level. We can only wish them luck on that adventure. When the band came to South Meadow they put on an excellent show. After telling us about the origin of the band, Justin played the drums with a fun twist: Justin and his partner Alex both had their unconventional drums and they faced off. Justin would do something, and Alex would copy. They did things like throwing their sticks in the air, or drumming super fast. Alex was especially good at catching the drumsticks, and when he caught one and Justin did not, the people cheering for Alex decided that he had won. After they had showed us a little bit of what they can do, they brought on two teachers, Mrs. Goodell, and Ms. Paradis, to give it a shot. They both impressed us, and it was very cool to see them. After doing that, Justin and Alex were just having fun throwing around sticks. Then Alex gave a stick to Mrs. Hopgood, who was on the opposite side of the gym, and told her to throw it across to Justin, The first few tries did not go so well, and there were some near misses of the fifth and sixth graders sitting on the floor. Finally, Mrs. Hopgood got it right, and Justin caught the stick she threw! The last thing Recycled Percussion left us with was most peoples' favorites. He challenged all the male teachers at the school to have a dance off. No matter how they felt about it, there was no backing out. Some of the best dances were Mr. Lowy's shuffle, and Mr. Driscoll's robot. The teachers did an amazing job, as they were put on short notice and were definitely not ready for the dance. After the dancing was done, the assembly was over, and we went home. The whole experience was very fun, and one of the best assemblies South Meadow School has ever had. Thank you Recycled Percussion!



Peer Mentors Perspective

By Zoey Lazzaro

In fifth grade you meet with peer mentors and you talk about how you are doing in fifth grade. You also play games, too. We meet up every other Thursday. With my peer mentor we played a game where you used emotions to tell what your card said. Say you got a bird; you would use the flying emoji and the color that it could be, or you could do something else like that. This game was sort of hard but fun at the same time! The next meeting was recent, and we played story blocks. We had fun on that one too. There were also smaller blocks, and we mixed them in together with the big blocks. When my peer mentor and the other kids talk about how school is going for us, we go into the gym or somewhere else and try to find a spot that is not crowded. I always want to go to the gym because there is more room in the gym. But last time the school was having a meeting, so we could not go there to play our game. But my peer mentor had to go to that meeting, so he had to find another peer mentor for us to go with. That's when we played Story Blocks with Mairin. I was the only girl besides the peer mentor. So I got to go first two times; it was fun. My favorite thing about meeting up with Peer Mentors is that I get to play fun games and do many fun things, but there is more stuff I have not experienced yet in fifth grade. I played Concept last time, and I did well. I got Zebra. It was worth 1 point and no one got it. One time my peer mentor put down the color red, and that it is destructive (he did something else but I forgot). I guessed TNT, got it right and got a lot of points. I have to say that game is pretty fun. I recommend it to the new fifth graders next year. Once we talked about bullying and what to do when it happens, such as to stand up for someone, but we all mainly knew that, so it wasn't really new to us. When it is the day where we meet up with our peer mentors I am excited to see what game we are playing, as I sometimes like the games we play. My peer mentor, the other kids, and I always have fun when we play the games. I like challenging games and trying to figure out things.

The Boi\$ Zone

Jacks Radical Wayz

By Jack McLaughlin

Last edition I talked about confidence and what to do to boost confidence on your first day of school so everyone know that you're THE GUY (Johnny Bravo). This week I'm going to write about how to become really smart with three simple steps: look smart, feel smart, sound smart. The reason why I'm teaching you how to be smart is because smart people do really well in life; just look at Albert Einstein. Now I'm not saying that this article by an 8th grader will turn you into Albert Einstein, but you can still do well in life if you read this article and take my advice. The first step to get smarter is by looking and dressing up smart. The first thing you need to buy either at the dollar store or whatever store you want is a pair of glasses. Every smart person stereotype has glasses on them, which means it is a must buy. If you already have glasses then you're all set! Another thing is to always dress up no matter where you're going: even if it is something there is no need to dress up for you should still dress up because smart people love to dress up. Bow ties, suspenders, and sweaters are the best ways to dress up to look smart no matter where you are. If you live in California or Arkansas, a sweater might be a little uncomfortable, but glasses and a bow tie are still great options for you. The second step into being smarter is just to feel smart. One way to feel smart is by doing your homework because whenever I do something that relates to school, I feel like the smartest person in the world and it is a huge relief. When you do smart things you begin to feel smart and believe it or not teachers are teaching you and getting you smarter. So when you do your work you are actually becoming smarter. Another pro tip: always listen to your teachers because they know what they are doing. The third step is to sound smart. Now this is probably one of the more difficult things to do, but once you get the hang of it it is pretty easy. In order to sound smart, your grammar must be perfect, and you should try to use big words that people don't really know. When they ask you what it means you can explain the definition of that word with ease and people will be amazed. Plus, talking in a smart way will carry on to other people, so then your group of friends will sound very astute. (Astute means smart. I just typed that and know I just taught you and so I feel really smart.) Well that's all for this edition of Jacks Radical Wayz, and in the next edition I will discuss how to look, feel, and sound strong.


Current PE

By Ted McLaughlin

Currently in PE there are two advisories. My advisory, with Mrs. Brophy, and the other advisory, Mrs. Koban's, before this week we were a combined PE class. But now we split up into our advisories, and each advisory is doing a different activity. My class is with Sil's group, and Mrs. Koban's advisory has Cippy. In my group we are doing hockey, which is pretty fun--obviously I dominate. But the other group is playing basketball. I know I play hockey, and I should like playing hockey in PE. I do but I'd just rather play basketball. It is a fun game to play hockey in PE, but I have hockey after and I kind of get tired of it. But I'd ultimately rather do hockey than nitro ball. I don't know what they're doing in basketball because there is this huge divider or curtain that divides the gym into halves, so we can't see what they are doing. If we peek over or go to get a drink of water, we can see what they are doing. That's so far what we are doing right now in PE. It's only been two days into the week and we still have three more days of PE, but I'm excited to see what we are doing next.

Are you looking at the top of a mountain, or the inside of a tunnel?

The illusion came from a book called 500 optical illusions, by Keith Kay and the Diagram Group.



Garage Band in Music

Oliver Wilson

In Mrs. Fortin's 6th grade music classes the students have just started using Garage Band on the computers. They will be creating songs with different instrument patterns. On the first and second day the classes were working on setting up their computer and getting everything ready. After that they began picking out what type sounds they wanted. Two classes in the 6th grade are working on Garage Band, Mrs. Jones class and Mrs. Brophy's class. When the Garage Band unit ends everyone will unplug their headphones from the computers and one at a time they will play their projects for the whole class. Mrs. Fortin will grade everyone's project. When students think their project is done, they can start working on a new one. In Garage Band everyone picks out what genre of music they want and pick sounds that fit into that genre. To create a Garage Band song you look for what instrument you want and then pick a sound for that instrument and drag it into an area. It will make a bar; you can stretch out the bar to make it as long as you want. The length of the bar will control how long the sound will last. Every song should have a steady beat that continues throughout the whole song, and these steady beats can be different with every song. The songs can be anywhere from two minutes to four minutes. During Garage Band students are in the atrium lab next to the library. Students are usually excited to go work on Garage Band and see what kinds of music they will find. When you drag sounds onto the measures they create blue bars, although some of the bars can be green. When you're working on Garage Band you can hear some people's songs, if they're playing too loudly, and the sound of mouses clicking. You can control the sound of the song by pressing a button and then clicking the place you want the volume to be, higher or lower. This is my perspective of what you do with Garage Band.

Mr. Cipolla's Before School Workout

By Jack McLaughlin

Everyday before school one of a gym teachers, Mr. Cipolla, runs a before school workout for anyone that is willing to put in the work to get stronger. He has been doing this since the beginning of October and is hoping he can continue doing this until the end of the year. He does the workouts in the weight area next to the EHP room in the 7th grade wing. There are days where he can't use the weights because they are not available or he doesn't have the right equipment for what he wants to do. So he sometimes does the workout to the side of the gym while other kids are doing open gym. Since some kids like the eighth graders are usually stronger than 6th graders Mr. Cipolla has them use the heavier weights than the 6th graders would use. For example, if the kids were doing the neck press, the 8th graders would do 70 lb bench presses while the 6th graders would do a 45 lbs bench

press. Most of the workouts are done with the machines, but Mr. Cipolla also does a lot of simple workouts like push-ups and sit-ups. Mr. Cipolla also does workouts at PLUS block for the kids that don't get to school on time. He does the same thing he does in the morning but at PLUS block, and 20 minutes longer. In order for kids to workout at PLUS block, though, they have to have all their work done. That includes: AR, any work has been done in class, homework, and any tests or quizzes that you may have missed or not finished. Mr. Cipolla is giving students the opportunity to get stronger for whatever they do outside of school, whether it's gymnastics or baseball or any kind of sport. Students can take advantage of this opportunity to get themselves better and possibly improve the South Meadow School athletics, as well.










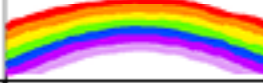







Christmas is Almost Here!

By Mairin Burgess

It's almost Christmas; I can barely wait! There are only a few days to go. The Christmas spirit is in the air, and kids are getting more and more and more excited in the lead up to Christmas break. None of us can wait!

Students with their 3D printed creations, and the South Meadow School tree made with 3D printed ornaments.

JANUARY

Sunday	Monday	Tuesday	Wednesday	Thursday	Friday	Saturday
	1 New Year's Day 	2	3 Mrs. Norby's Birthday Tomorrow 	4 Peer Mentors Meet With Mentees 	5 Bird Day 	6 Bean Day 
7 Old Rock Day 	8 Bubble Bath Day 	9 Mrs. Jones' Birthday	10	11 Dance Team is going to Disney	12	13 Make Your Dreams Come True Day 
14	15 Martin Luther King Jr Day 	16 Dance Team comes Back	17	18 AHT Rollathon 	19 Popcorn Day 	20
21	22	23	24	25 Opposite Day 	26 End of Quarter 	27
28 Kazoo Day 	29	30	31 Backwards Day 			

The Winter Concert

By Sarah Knowles

On December 13th, our annual winter concert was held. It was an especially interesting one, due to the fact, that Mrs. Fortin was not there. She had an accident that morning. Mrs. Fortin slipped and fell as she was going out to her car and broke her arm. So, Mr. Lowy took on the chorus in addition to the band. He did a really good job, having just learned the chorus music. The concert was great; all band and chorus members sounded amazing. The order went as follows: Sixth grade band, Fifth grade chorus, Jazz band, Select chorus, Seventh and Eighth grade band, and lastly Sixth, Seventh, Eighth grade chorus. The fifth grade chorus did a nice job for their first performance without Mrs. Fortin. They knew the lyrics, and the hand motions. All tried to do Mrs. Fortin proud. The night was a success: we all pulled it together, band and chorus, putting our best forward, to show that we could do it, even without Mrs. Fortin there to help things go smoothly. We are all super thankful that you, Mr. Lowy took on the chorus as well. Thanks so much.

It's Beginning to Look a Lot Like Christmas

By Daisy Ober

As Christmas nears once again, our school is transforming. How many Christmas decorations and events have you noticed around SMS? Here are some that I found.

Every year, we do a craft fair at SMS called the 'Holiday Bazaar.' Local artists come to the SMS gym to sell their beautiful work. This year there was a food table to support the Dance Team and Drama Club, and Puma Popcorn was being sold. Of course, the classic "let me take an Elfie" station was up again this year. All of the artwork that the artists are selling make wonderful Christmas presents, and the whole thing is holiday themed. If you haven't been to the SMS Holiday Bazaar before, you should definitely check it out next year. But don't forget to bring money!

As everyone knows, there is a little bit more sugar in our school this month. Before school and at recess, the student council sells candy canes. They are a hit in every grade, and if you haven't had any, you should definitely go get one.

This year, EHP is holding a raffle. If you win, you could get some cool stuff to give to friends or family--a great Christmas idea!